



Triple Wavelength in One Machine

1470nm+980nm+635nm/500mw



We don't just build **Technology**
We build **Confidence**

Protocols



PHLEBOLOGY



PROCTOLOGY



GYNECOLOGY



ENT



NEUROSURGERY



DERMATOLOGY



LIPOSUCTION



DENTISTRY



THERAPY



CUSTOM

Advantage

High
Success Rate

Low
Recurrence Rate

Quick
Treatment

Minimal
Invasive

Minimal
Blood Loss

Minimal
Pain

Less
Traumatic

Instant
Relief

Local
Anesthesia

Quick
Recovery

Greater Surgical
Precision

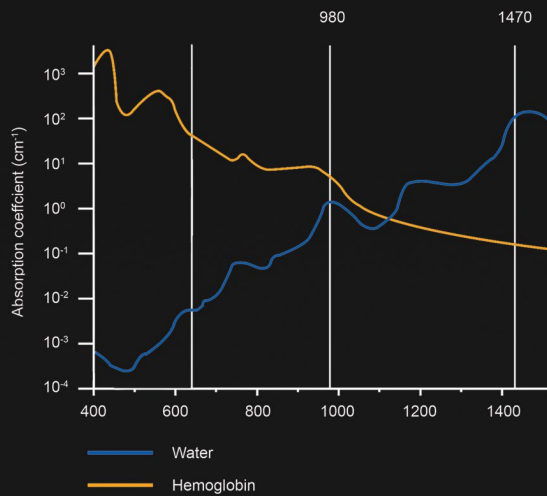
Reduced Risk
of Infection

No
Stenosis

No
Incontinence

No
Mucosa Damage

No Foreign
Body Insertion



**We Offer Diode Lasers with
1470nm+980nm+635nm/500mw
Wavelength**

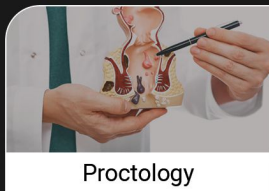


Emergency Switch

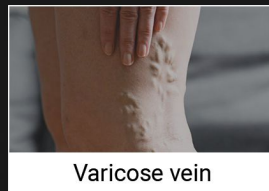


Touch Screen Interface

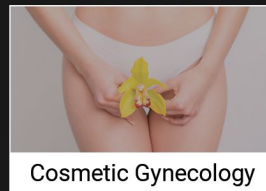
Application



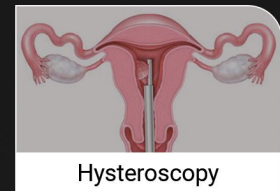
Proctology



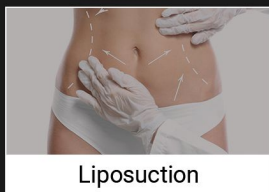
Varicose vein



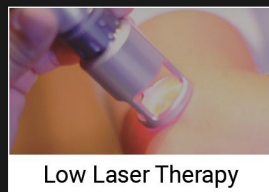
Cosmetic Gynecology



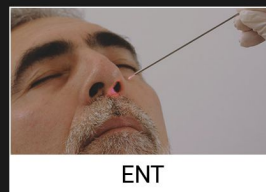
Hysteroscopy



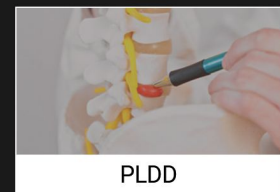
Liposuction



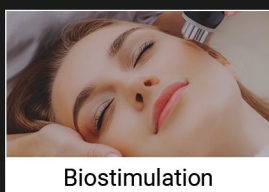
Low Laser Therapy



ENT



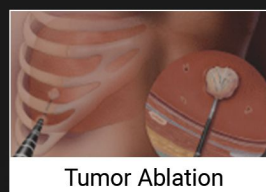
PLDD



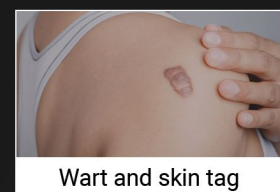
Biostimulation



Planter Fasciitis



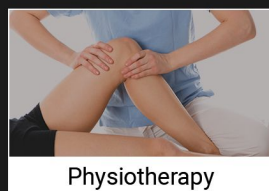
Tumor Ablation



Wart and skin tag



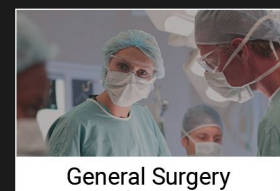
Pain Management



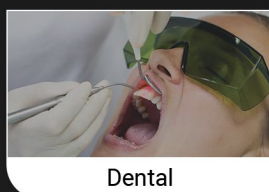
Physiotherapy



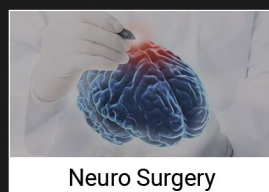
Nail Fungus



General Surgery



Dental



Neuro Surgery



Diabetic Foot

Accessories




Safety Goggle



Foot Switch




Carrying Case



Proctology Handpiece



Bare Fiber



Radial Fiber



Conical Fiber
(Optional)



Permanent Fiber
(Optional)




Disposable Tips
(Optional)



Proctology Handpiece
(Optional)



SUI (Stress Urinary Incontinence) Handpiece
(Optional)



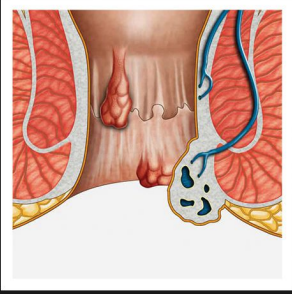
LVR Handpiece
(Optional)



We don't just build **Technology**
We build **Confidence**

Laser Treatment for Proctology

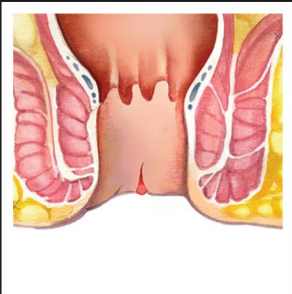
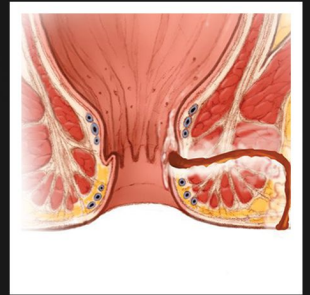
Hemorrhoids



Under LA/GA, laser energy is delivered by radial fiber directly to hemorrhoidal nodes and they will obliterate from inside and this will help to preserve mucosa and sphincter structure to an extremely high precision. Laser energy is used to close off the blood supply nourishing the abnormal growth. The laser energy induces destruction of the venous epithelium and simultaneous obliteration of the hemorrhoidal pile by a shrinkage effect. Advantage of using laser compared to conventional surgery, fibrotic reconstruction generates new connective tissue, which ensures that the mucosa adheres to the underlying tissue. This also prevents the occurrence or recurrence of a prolapsed. Surgical procedure can be executed in only a few minutes.

Fistula

Laser energy is delivered by optical fiber into the anal fistula tract and is used to thermally ablate and close of the abnormal pathway. The laser energy induces destruction of the fistula epithelium and simultaneous obliteration of the remaining fistula tract by shrinkage effect. The epithelialized tissue is being destroyed in a controlled way and the fistula tract collapses to a very high degree. This also supports and accelerates the healing process. Advantage of using diode laser using radial fiber compared to conventional surgery is, it gives good control to operator, also allows use in convoluted tract. Surgical procedure can be executed in few minutes.

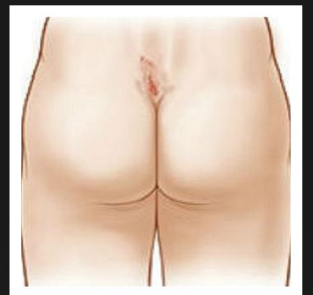


Fissure

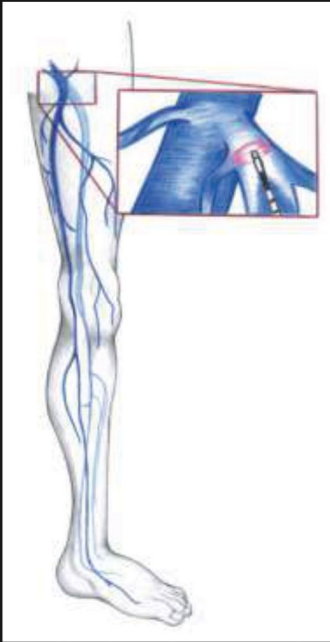
The procedure is done under LA-local anesthesia, it does not require hospitalization of a patient. By the use of laser the pathological tissue of anal fissure is vaporized. The laser removal of a fissure has great efficiency rates. It is the most modern technique used to treat a fissure. The laser surgery is the perfect alternate for other methods.

Pilonidal Sinus

Contrary to conventional methods, laser treats pilonidal sinuses in depth. It is literally non-invasive, completely painless and very therapeutic effect to laser that contributes noticeably to the spectacular healing of pilonidal cyst disease. Laser removes inflammable structures and sinuses. The removal of pilonidal sinus with this laser surgical techniques takes approximately 30 minutes in most cases. When we laser sinuses, collateral damage is minimal. The healing process is thus quicker, easier and mostly without any pain. In the treatment of complete healing and restoration of pilonidal cyst there is no serious risk of recurrence. Recurrences are rare. Laser surgery is clearly better compared to other surgical procedures.



Laser treatment for Varicose vein (EVLT)

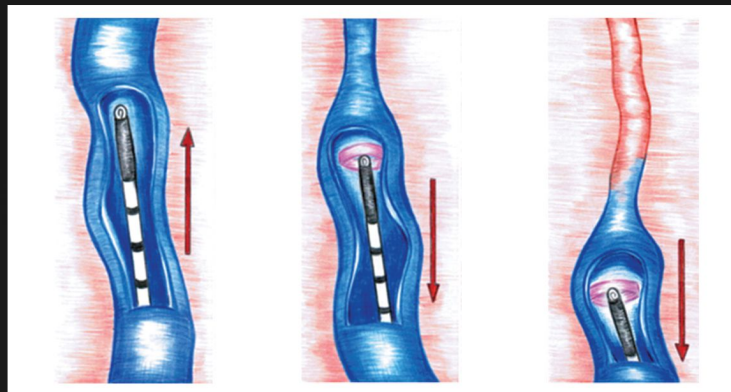


EVLT (Endovenous Laser Treatment) is a procedure leading to occlusion of varicose veins. It involves putting a fiber optic into a saphenous vein through a catheter. Then the laser is turned on and slowly withdrawn from the vein.

Thanks to light tissue interaction mainly thermal effects occur, the tissue is heated and the walls of the vein shrink, because of alteration of endothelium and contraction of collagen.

There are two possibilities of performing the treatment: with pulsed and continuous-wave laser operation. Using the pulsed operation also the fiber is withdrawn step by step. A better choice is to use continuous-wave laser and to withdraw the fiber also continuously, what provides more homogenous illumination of the vein, less tissue damage outside the vein and better results.

The therapy is just a beginning of the occlusion process. After the treatment the veins are shrinking for several days or weeks. That's why in the long-period observation, very good results are obtained.



Precision Meets Innovation

Endovenous Laser Treatment (EVLT) has revolutionized the approach to treating varicose veins, offering a minimally invasive solution with outstanding efficacy. The advanced Laser Photonics Diode Laser with triple wavelength technology elevates this procedure, ensuring precision and safety with optimal patient outcomes.

Continuous-Wave Laser for Superior Results

Incorporating continuous-wave laser operation, our system ensures consistent and homogeneous energy delivery. By continuously withdrawing the fiber, the vein is uniformly treated, reducing the risk of perforation or excessive tissue damage. This method provides superior vein closure rates and a smoother recovery process, allowing patients to return to their daily activities quickly.

Triple Wavelength Advantage

Our diode laser harnesses the power of three wavelengths—810 nm, 980 nm, and 1470 nm—each targeting specific tissue components. This multi-wavelength approach ensures comprehensive treatment, effectively occluding the vein with minimal thermal damage to surrounding tissues. The combination of wavelengths optimizes the absorption in hemoglobin and water, leading to enhanced vein closure and reduced post-procedural discomfort.

Versatility and Safety

Our diode laser system is versatile, accommodating various patient anatomies and vein sizes. The triple wavelength technology also allows customization of the treatment parameters, ensuring safety and efficacy across different clinical scenarios. With real-time monitoring and feedback, practitioners can confidently perform EVLT with precision.

Laser treatment for Cosmetic Gynecology

Revolutionizing Women's Health with Advanced Laser Technology

AR Photonics Laser is at the forefront of cosmetic gynecology, offering an innovative and versatile solution to a wide range of feminine health concerns. With cutting-edge triple wavelength technology, this advanced laser system provides precise, effective, and minimally invasive treatments tailored to the unique needs of women at every stage of life.

One Solution, Multiple Applications

AR Photonics Laser is designed to address a broad spectrum of feminine health issues, providing a comprehensive solution that enhances both function and appearance. The system's versatility allows for the treatment of:

Vaginal Tightening : Restore firmness and elasticity, improving both the aesthetic and functional aspects of the vaginal canal.

Stress Urinary Incontinence (SUI) : Strengthen and rejuvenate the vaginal and pelvic tissues to effectively reduce or eliminate symptoms of SUI.

Vaginal Dryness & Recurrent Infections : Promote natural lubrication and mucosal health, alleviating discomfort and reducing the frequency of infections.

Post-Menopause - Genitourinary Syndrome of Menopause (GSM): Gently rejuvenate vaginal tissues to address GSM symptoms, including dryness, itching, and irritation.

Post-Delivery Rehabilitation : Support postpartum recovery by improving vaginal tone, addressing laxity, and restoring overall vaginal health.



Advanced Technology for Superior Results

The AR Photonics Laser combines three precise wavelengths—810 nm, 980 nm, and 1470 nm—delivering comprehensive, non-invasive treatments that optimize collagen production and tissue rejuvenation. Its continuous-wave operation and innovative hand-piece design ensure uniform, painless, and effective results.

Key Benefits :

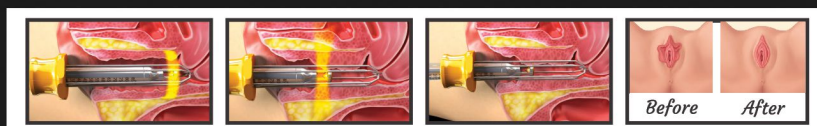
Up to 70% Improvement After First Session* : Immediate and noticeable enhancements in vaginal health.

Painless Treatment : The advanced hand-piece evenly targets tissues for a comfortable experience.

Customizable Settings : Easily adjustable software for personalized care.

Long-Term Results : Promotes sustained improvements in vaginal tone and hydration.

Vaginal Treatment Procedure



Laser Treatment for Gynecology

Laser Treatment for Gynecology

In gynecology, AR Photonics Laser offers versatile treatment options for both Hysteroscopy and Laparoscopy. Conditions such as myomas, polyps, dysplasia, cysts, and condylomas can be effectively addressed through cutting, enucleation, vaporization, and coagulation.

Key Advantages :

Precision and Control : Laser light allows controlled cutting with minimal impact on uterine muscles, reducing painful contractions.

Excellent Hemostasis : Simultaneous coagulation ensures a clear surgical field, enhancing visibility and precision.

Tissue-Friendly Treatment : The defined penetration depth facilitates precise, tissue-preserving procedures, making it an ideal method for fertility preservation.

Benefits of Laser Hysteroscopy

- **No Incision Procedure** : Minimally invasive with no external cuts.
- **Quick Recovery Time** : Faster healing compared to traditional surgery.
- **Same-Day Discharge** : Patients can go home the same day after the procedure.
- **Next-Day Return to Work** : Women can resume daily activities, including work, the following day.
- **No Abdominal Wound** : Avoids external scars and related complications.
- **Minimal Postoperative Pain** : Less discomfort and a quicker return to normal activities.
- **No Wound Infections** : Reduced risk of infections associated with

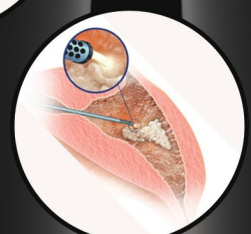
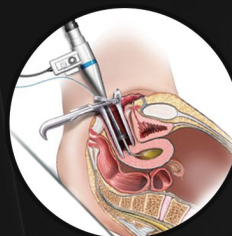
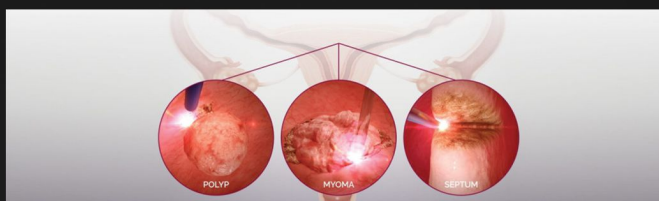
Application

Hysteroscopy

- Myomas
- Polyps
- Septum
- Adhesion/Asherman syndrome
- Dysmorphic uterus
- Isthmocele
- T-Shape Uterus

Laparoscopy

- Endometriosis



Laser treatment for Liposuction

AR Photonics Diode Laser : Revolutionizing Tumescant Liposuction

The AR Photonics diode laser device, powered by 15W/1470nm + 635nm wavelengths, is the latest innovation in tumescant liposuction technology. This cutting-edge system ensures precise fat removal with minimal bleeding and bruising, reduced physician exertion, and faster recovery for patients.

The laser device specifically targets fat and water absorption, while its advanced integration of infiltration and suction enhances efficiency. Featuring a unique radial and bare emitting fiber, the system allows for even heat distribution and precise temperature control. This ensures improved skin tightening, reduced procedure time, and high-fat viability for successful grafting.

Key Benefits

Efficient Fat Emulsification : Effectively removes fatty tissues with minimal invasiveness.

Simultaneous Lasing and Suction : Integrated cannula and fiber interface streamline the process.

Wider Heat Distribution : The unique fiber design ensures even and controlled heat application.

Superior Clinical Results : Faster recovery, less trauma, and improved outcomes, including skin tightening and fat grafting potential.

Optimal Wavelength Performance of the AR Photonics Laser Device

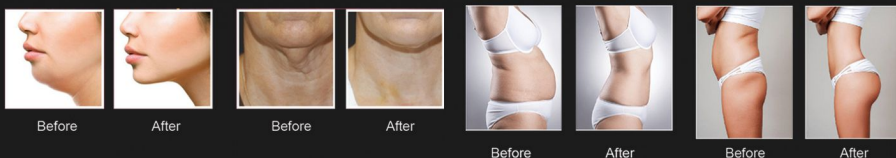
The AR Photonics laser device operates at 15W with dual wavelengths of 1470nm and 635nm, specifically targeting water in soft tissues. This combination offers higher absorption rates for both water and fat compared to other devices, allowing for optimized fat removal with minimal tissue damage.

The laser delivers energy at a low power density to maximize safety and reduce the risk of burns, making it ideal for effective fat emulsification while preserving surrounding tissue integrity.

Liposuction Cannula

A liposuction cannula is designed to break up fatty tissue, making it easier to suction and remove from the body. Its small, precise oscillations allow surgeons to safely target specific areas without damaging surrounding tissue. This technique is particularly effective for treating dense and fibrous adipose tissue.

When combined with simultaneous lasing and suction, the cannula enables surgeons to remove fat more quickly and with less manual effort. This leads to reduced bruising, a shorter recovery time, and a more comfortable experience for both the surgeon and the patient.



Laser Treatment for PLDD

Percutaneous Laser Disc Decompression (PLDD)

PLDD is a minimally invasive procedure used to manage radicular spine pain. The procedure is performed under local anesthesia and involves the insertion of an optical fiber into a working cannula under fluoroscopic guidance. Fluoroscopy, combined with a contrast medium, helps confirm the accurate positioning of the cannula and assess the condition of the disc bulge. The laser is then used to initiate decompression and lower intradiscal pressure.

By utilizing a posterior-lateral approach that avoids interference with the vertebral canal, PLDD reduces the risk of damage to the dural sac, especially when addressing higher spinal segments or roots. It is important to note that PLDD is a reparative treatment that does not reinforce the annulus fibrosus. During the disc decompression, the laser evaporates a small portion of the nucleus pulposus, leading to minimal disc volume reduction while significantly lowering disc pressure.

Main Indications for PLDD

Degenerative Disc Disease: PLDD can help alleviate symptoms caused by the degeneration of intervertebral discs, which leads to chronic pain and reduced mobility.

Bulging Disc: The procedure is effective in treating disc bulges that compress nearby structures, reducing disc pressure and alleviating discomfort.

Pinched Nerve (Nerve Root Compression): PLDD relieves nerve compression by decompressing the affected disc, which in turn alleviates pain, numbness, or weakness caused by the pinched nerve.

Sciatica: The procedure can be used to treat sciatica, reducing pressure on the sciatic nerve and alleviating radiating pain down the leg.

User-Friendly Software for AR Photonics Diode Laser

The diode laser developed by AR Photonics is a high-powered surgical laser, expertly crafted in Canada. Every component of the system is carefully chosen and monitored by their internal R&D division to ensure top-notch performance.

The AR Photonics laser is equipped with a high-definition touch screen that boasts excellent color quality and a wide field of view, enhancing the ease of use for operators. The device also allows users to save individual settings, enabling quick access to personalized treatment parameters, ensuring both efficiency and convenience in surgical procedures.



Specification

Model Name	Pulse- ART
Laser Mode	Diode Laser
Laser type	Diode, Semiconductor
Wavelength	980nm+1470nm+635nm
Max Power	30.5 watts
Aiming beam	635nm, < 5mw
Operation Mode	Continuous or Modulated
Pulsed Time	0.05ms -1000ms
Beam Delivery	SMA905 connector
Optic Fiber Compatible	Optic fibers having a core from 200um to 1000um, NA=0.22~0.48
Beam Emission Initiation	Footswitch
Controller	Microprocessor
Display	10.1" IPS with touch panel Medical approved
Cooling	Internal, air and thermoelectric cooling
Power supply of the laser	DC 24V/10A from the separate AC
Power supply of AC adapter	Single phase 100~240VA; 50-60HZ, Max 90w
AC Adapter	DC 24V/10A Medical approved
Laser Dimensions	27cm * 24,5cm x 9cm
Laser weight	2.75kg
Laser case dimensions	53cm × 38cm × 23cm
Weight of laser with cases	12kg
Environmental conditions during work	From +10 to 24°C degree, relative humidity from 30% up to 60%
Cass of Medical Device	IIB
Laser safety Class	4
Electric Safety Class	I type B
Housing Protection Degree	Ip20b
Footswitch Protection Degree	IPX6



Canada - Sandell Industrial Park
12827-12837 76 AVE Surrey Bc V

Singapore - 60 Paya Lebar Road #11-53
Paya Lebar Square Singapore 409051

USA - 4425 Iran St Denver CO
80249 USA

